



LESEDI

bring light to your child's learning



PLAY and LEARN

Grade R

Year Plan



Guide for parents and teachers

bring light to your child's learning

www.lesedieducation.com

THANK YOU!

Thank you for buying and downloading this resource. We trust and hope it will be helpful to you in your classroom or at home!

Terms of use:

1. Be aware that each page of this document is property of *Lesedi Educational Materials*.
2. Any redistributing, reselling, uploading or sharing to a digital site, or editing is *strictly prohibited*.
3. You may NOT create anything to sell or share based on this document.
4. This document is to be used by a single household (1 family ONLY) or a single classroom (max. 15 students). If someone else likes this product, you can refer them to our website or Facebook page to purchase their own.

Thank you for being respectful of our work!

©2023 Lesedi Educational Materials



www.lesedieducation.com

*This resource is meant to follow our Preschool Year Plan; to be a continuation of learning from our previous Year Plan for ages 3-5. It is therefore assumed, that your child has achieved the goals for Preschool. *If you have questions, please contact us so we can help you find the best fit for your child!*

What does this resource include?

- **40 weeks** of planned activities for teaching your Grade R Child, **ages 5-6**.
- Activities developed by a certified primary school teacher.
- Activities adhere to a **HIGH STANDARD of learning**.
- Well thought through and tested activities for children according to the particular age-level and development.
- Activities for practicing skills in these learning areas: language, math, creative arts (art, music, drama), outside play (PE), life skills, and science, including many fine motor strengthening and crossing the midline activities integrated throughout.
- **Hands-on, multi-sensory approach to learning** – learning with their whole bodies they will remember more!
- Weekly themes add fun and creativity to the learning.
- **60+ Pages of Printable Worksheets** to go along with weekly lessons.
- Suggestions for extra activities and resources that parents or teachers may include or purchase to add to the learning experience.
- Sample of a Daily Learning Routine.
- Teaching helps for parents.
- **Assessment and Progress Report** (with a scoring guide): Is your child ready for Grade 1?

*This Resource is available in physical format or as a digital download. See recommended resources to accompany this Year Plan. Materials recommended are often ones you have around the home already, making it very easy to download the PDF resource and supplement with things you already have. So affordable!

About Us...




Lesedi Educational Materials was started in 2018 by two moms who wanted to create resources that were affordable and fun for teaching their children at home and encouraging others to do the same.

Lerato Hlungwane is a homeschooling mom, currently pursuing a degree in teaching and with a degree in Operation Management. Lerato has a passion for creating resources that are helpful, accessible, and affordable with the highest quality and standards. Lerato has 3 children, ages 8, 4 and 1. Heather Drew is a certified primary school teacher with a desire to help parents practically to prepare their children for school. She has a passion to see parents and teachers supporting a high standard of education while also making learning fun and enjoyable for all children using simple, everyday activities to do so. Heather has 4 children, whom she currently teaches at home, ages 12, 11, 8, and 7. Together they make a great team as they constantly grow, perfect, and develop their resources to serve families and schools in South Africa.

Table of Contents

Recommended Resources.....	5
Why the “Learn through Play” method?	9
Teaching Helps	10
Sample: Daily Learning Routine.....	12
Comprehension Questions to Ask Children When Reading.....	13
Year Plan Theme Overview.....	14
How to Read and Use the Weekly Plans.....	15
Weekly Overviews and Lesson Plans.....	16

*See included PDF documents in this Bundle for Worksheets, and Assessment and Scoring Guide



Recommended Resources to accompany this Grade R Year Plan

- Lesedi Grade R Language Complete Bundle for R2,840 (R570 for PDF version) includes:
 - Alphabet Dictionary Kit
 - Building Words Kit for Grade R
 - Letter Writing and Activity Book
 - Kid Writing Journal
 - My Writing Practice Book
 - Pop the Syllables Kit
 - Word Family Trees (Short Vowel)
 - Word Family Trees (Long Vowel)
 - Blends and Digraphs
 - Rhyming Words Memory Game
 - Bossy R Words Clip Cards
 - Name Writing Mat *customized
- Lesedi Grade R Math Complete Bundle for R3,630 (R520 for PDF version) includes:
 - Number Cards 0-30 Math Kit
 - Number Writing Book
 - Calendar Companion Charts
 - Calendar Journal (Grade R)
 - Ocean Addition and Subtraction Math Kit
 - Race Track Number Learning Kit
 - 2D Shape Math Kit with Geoboard
 - 3D Shape Math Kit
 - Measurement Mats (weight, length, volume, area)
 - Measurement Maths: Time and Money
 - Symmetry Math Pack
 - Snake Pattern Cards
 - Desk Mat Grade R
- Lesedi Grade R Life Skills Complete Bundle for R1,180 (R360 for PDF version) includes:
 - All About Me Poster
 - Crossing the Midline and Hand-Eye Coordination Activities
 - My 5 Senses Activity Book
 - Food Pyramid and Activity
 - South Africa Colouring and Activity Book
 - Animal Group Sorting Mats
 - Game Drive Fun Book
 - Scavenger Hunt Bundle of Fun
 - Fun Playdough Mats
 - My Body Activity Poster
- Lesedi 100 Chart (A2): R155
- Lesedi Calendar Chart (A2): R380
- A Reading program (such as "Reading Eggs") or Teaching Reading book (such as "Teach Your Child to Read in 100 Easy Lessons")
- A variety of phonics reading books (also available on Reading Eggs or on our website we have First Readers)
- Other stationary and outdoor play items: see list in this plan

*PDF HOMESCHOOL YEAR PLAN (GRADE R): ALL DIGITAL download in one bundle: Grade R Year Plan, Assessment, Worksheets, Language, Math, and Life Skills Bundles. - **R1,820** (discounted + freebies)

BASIC HOMESCHOOL YEAR PLAN (GRADE R) Grade R Year Plan (with assessment and worksheets) in PDF + Language, Math and Life Skills Complete Bundles - **R7,620 (5% off)

If you purchase our PDF Homeschool Year Plan for Grade R (completely digital download), you will need to add the following materials (these are included when you buy the BASIC Homeschool Year Plan as a physical purchase):

- Scissors
- Stick glue
- White glue
- 30 pocket display folder
- Coloured pencils
- My Alphabet Box (Wooden letters with writing strip)
- Whiteboard markers (pack of 4)
- Pop-it fidget toy
- 2 Pencils
- Tray for sensory writing (salt/rice)
- Sensory salt
- Blank hardcover book – for creating a book (size A5 preferred)
- Playdough (several colours)
- Bean counters (any hard beans work, we recommend black beans)
- 2 dice
- Ocean animal counters
- Addition/Subtraction Tray
- Toy cars (at least 2)
- Attribute blocks
- Geoboard and rubber bands
- Small craft sticks
- Measuring cups and spoons
- Balance scale (you can also make your own with a hanger, string, 2 buckets)
- Unifix (connecting) cubes
- Measuring tape (3m)
- Ribbon
- Play money (coins and banknotes)
- My Learning Clock
- A4 mirror
- Pattern blocks
- Paints and paper
- Wall thermometer
- Place Value box
- Bean bag
- Bubbles
- Sidewalk Chalk
- Stick with ribbon
- Stickers
- Clothes pegs



LESEDI
bring light to your child's learning

Stationary Kit (separate purchase for R2,210)

- Crayons
- Jumbo markers
- Acrylic/Poster Paints and paintbrush
- Coloured paper Board
- Coloured Paper A4
- Black Board paper A4
- Stick glue
- White glue
- A3 white board paper
- Cotton buds
- Tissue paper (green, pink, yellow, red, blue)
- Cotton balls
- Sensory Salt
- Sensory rice
- Watercolour paints and brush
- White paper (A4) (1 ream)
- Coloured Craft Sticks jumbo (2 packs)
- Food colouring (blue, yellow, red)
- Coloured yarn (brown, black, yellow, blue, red, purple)
- Hard White Board paper (1 pack)
- Textured materials: feathers, foil, glitter
- Paper plates (4)
- Shape cutters
- Playdough Sample Bag (scented)
- Tray
- Straws
- Duct Tape
- Sensory snow kit
- Black permanent marker
- Googly eyes (10)
- Red ribbon
- A2 White paper (1)
- Coffee filters (2)
- Pipe cleaners (10)
- Ruler
- Pink felt
- Black or brown pom poms
- Coloured pasta
- *Toilet Tissue rolls (10) (needed but not included in kit for sale)
- *Paper Towel Tube (1) (needed but not included in kit for sale)

Outdoor Play Kit (separate purchase for R740)

- Sidewalk chalk
- Small colourful plastic balls
- Big ball (soccer ball size)
- Spray bottle
- Bean bag
- Beach ball
- Bucket and scoop
- Water balloons
- Balloons
- Balancing Stilts
- Bubbles
- Pool noodle
- Paddles (2)
- Jump rope
- Tennis ball

bring light to your child's learning

Recommended Books

(see list of additional books recommended in each weekly overview) – books can be found at Reader's Warehouse or Takealot or elsewhere)

- 📖 Brown Bear, Brown Bear, What Do You See? (Eric Carle) ☀️
- 📖 First Week at Cow School (Andy Cutbill)
- 📖 The Very Hungry Caterpillar (Eric Carle) ☀️
- 📖 The Bears in the Bed and the Great Big Storm (Paul Bright)
- 📖 And Then Comes Summer (Tom Brenner)
- 📖 Books Make Good Pets (John Agard) ☀️
- 📖 Hello, World! My Body (Jill McDonald)
- 📖 Wangari's Trees of Peace (Jeanette Winter)
- 📖 Full Full Full of Love (Trish Cooke)
- 📖 Martha Maps it Out (Leigh Hodgkinson)
- 📖 This is How We Stay Safe (DK)
- 📖 The Leaf Thief (Alice Hemming)
- 📖 If You Give a Pig a Pancake (Laura Numeroff)
- 📖 My Five Senses (Aliki) ☀️
- 📖 Never Touch a Porcupine! (Make Believe Ideas)
- 📖 Polar Bear, Polar Bear What Do You Hear? (Eric Carle)
- 📖 The Nose Book (Al Perkins)
- 📖 The Duck Who Didn't Like Water (Steve Small)
- 📖 *Book about Easter: The Garden, The Curtain and the Cross* (Carl Laferton) - see week 20 for other suggested books
- 📖 Frog in Winter (Max Velthuijs)
- 📖 What Jobs Could You Do? (Catherine Barr)
- 📖 We're Going on a Lion Hunt (David Axtell) ☀️
- 📖 The Go-Away Bird (Julia Donaldson)
- 📖 The Crocodile Who Didn't Like Water (Gemma Merino)
- 📖 The Elephants Are Coming (Lindsay Norman)
- 📖 The Very Busy Spider (Eric Carle)
- 📖 Frog and Toad Together (Arnold Lobel) ☀️
- 📖 Rainbow Fish (Marcus Pfister)
- 📖 The Gruffalo (Julia Donaldson) ☀️
- 📖 How Many Ways Can We Say Hello? (Refiloe Moahloli) ☀️
- 📖 Here Comes Spring (Susan Kantor)
- 📖 What Does Mpumi Eat? (Lebohang Masanga)
- 📖 Monsters Don't Eat Broccoli (Barbara Jean Hicks)
- 📖 Dr Seuss Discovers: The Farm (Dr Seuss)
- 📖 The Sheep Who Hatched an Egg (Gemma Merino)
- 📖 Nyambura Waits for the Bus (Cath Alexander) ☀️
- 📖 The Odd Fish (Naomi Jones)
- 📖 Let's Play (Refiloe Moahloli) ☀️
- 📖 *Book about Christmas: The Christmas Promise* (Alison Mitchell) – see week 39 for other suggested books

*Week 1 and 40 are assessment weeks – a great time to practice reading with your favourite books

☀️ **BOOK STARTER KIT** (10 out of 37 of the above recommended books): Purchase for R1,480

FULL BOOK KIT (With all 37 titles above, not including Easter and Christmas): Purchase for R5,600

Teaching Helps

We recognize that not everyone using this Year Plan is a trained teacher and that the task of teaching your child can feel overwhelming, so we've put together some helpful tips for you as a parent to try to encourage and give you the tools you need to enjoy this! Please also feel free to send us any questions, feedback, or suggestions you may have! We'd love to hear from you! lesedieducation@gmail.com

Help! I'm not a trained teacher!

You don't have to go to school to be a teacher to be able to prepare your child for grade 1. Learning can happen during everyday tasks and through spending time together with your child in meaningful ways. With the right guide and resources, you can teach your child all they need to know. We've tried to make this plan and instructions as easy to understand as possible for everyone. Please feel free to send us your questions as well.

Make a plan to be flexible

Making a plan is really important to make sure your child learns. This can be as strict or as flexible as it needs to be to meet your needs as a family. If you're working and need to teach after work, do so. If you stay at home with your kids and want to teach in the morning so you have the afternoon free for naps and other responsibilities, that's also great. Another option is to teach in small "chunks" throughout the day of maybe 15 minutes each. Also recognise that each child is different so make a plan that helps your particular child. Making a plan will help you most of all, but also know that when kids have a structure to their day they do better overall. Knowing what your daily routine will look like and the order you will do things in will help you and your child feel more settled and will also provide for free time for you to plan or do other work.

A little often is a lot

REPETITION is key for young children. If you think about how they learned to crawl or walk, they just kept doing it until they got good at it. It's the same with other aspects of learning and development. Has your child ever asked you to read the same book several times a day for weeks at a time? That's because children learn best through repetition. They sing the ABC song over and over again until they know it all, they count their fingers until they can do it on their own, etc. Even if you feel bored, remember your child may not be. Repeat things as often as you can, change how you teach it if needed, and then trust they will learn with time.

Use all senses for learning

All human beings have 5 senses and learn best when all those senses are engaged. What do I mean by that? Teach your child about the colour red by pointing to a red object, touching something that is red, tasting a red apple, saying the word red, looking at pictures of things that are red, and maybe even smelling a red rose. The more senses you use, the more their brains will remember what they learn and put it in long-term memory.

He won't sit still!

Most children under 7 do not have the physical ability to sit still for long periods of time. Even though it is something often taught at an early age in school, we do not believe it is best. Letting your child stand, sit, jump, walk around, touch, etc. while learning helps them learn better. Most children, especially boys, need to move around and that is normal and ok. So, keep the learning activities active and allow them to use their whole bodies to explore and learn. You'll see that as you do, they will be more attentive and learn more quickly.

Why can't she focus?

Most would say a child can focus for as long as their age is. That means a one year old can focus for 1 minute, a 4 year old for 4 minutes, a 6 year old for 6 minutes, and so on. This is important to keep in mind as it will often seem like kids are not paying attention or learning. Help them with this by changing the activity every 5 minutes. That can be as simple as having them stand up, having them clap, having them play Simon Says for 1 minute, etc. Give them space to wiggle and then help them learn to focus back on their work again. Giving them little breaks will help their young bodies to function better and to focus when they need to.

Sample: DAILY LEARNING ROUTINE

Establishing a good routine for learning is important when teaching your child at home. Make a plan and stick to your plan! (But also remember to be flexible according to your child's needs each particular day.)

The following is a suggested daily schedule based on the time requirements for each subject as explained by the South African Department of Education. You may adjust this schedule to meet your family's needs whether you need to include other siblings, teach your child after work in the afternoon, give them a nap time in the middle of the day, break the learning time up into smaller pieces for a more active learner, etc.

Time	MONDAY	TUESDAY	WEDNESDAY	THURSDAY	FRIDAY
8:00	Reading Book (30 min) (Listening and Speaking)	Reading Book (30 min) (Listening and Speaking)	Reading Book (30 min) (Listening and Speaking)	Reading Book (30 min) (Listening and Speaking)	Reading Book (30 min) (Listening and Speaking)
8:30	Calendar Time and Counting (30 min) (Math and Life Skills)	Calendar Time and Counting (30 min) (Math and Life Skills)	Calendar Time and Counting (30 min) (Math and Life Skills)	Calendar Time and Counting (30 min) (Math and Life Skills)	Calendar Time and Counting (30 min) (Math and Life Skills)
9:00	Math (1 hour)	Math (1 hour)	Math (1 hour)	Math (1 hour)	Math (1 hour)
9:30					
10:00	Snack break (30 min)	Snack break (30 min)	Snack break (30 min)	Snack break (30 min)	Snack break (30 min)
10:30	English: Phonics, Kid Writing (1 hour)	English: Phonics, Kid Writing (1 hour)	English: Phonics, Kid Writing (1 hour)	English: Phonics, Kid Writing (1 hour)	English: Phonics, Kid Writing (1 hour)
11:00					
11:30	English: Reading Program (30 min)	English: Reading Program (30 min)	English: Reading Program (30 min)	English: Reading Program (30 min)	English: Reading Program (30 min)
12:00	PE (30 min)	PE (30 min)	PE (30 min)	PE (30 min)	PE (30 min)
12:30	LUNCH	LUNCH	LUNCH	LUNCH	LUNCH
13:00	Art (1 hour)	Music (30 min)	Drama (30 min)	Life Skills (Personal & Social wellbeing) (30 min)	Life Skills (Beg Knowledge) (30 min)
13:30					

LESEDI
bring light to your child's learning

Year Plan Theme Overview

We have designed this year plan to include weekly themes that correspond to Life Skills requirements set by the South African Department of Education. Creating weekly themes helps children focus and enjoy the learning.

WEEK	THEME
Term 1	
1	What Do I Already Know?
2	All About Me
3	School and Classroom
4	The Calendar
5	Weather and Me
6	The Season of Summer
7	Books
8	My Body
9	Our Beautiful World
10	My Family
Term 2	
11	Me on a Map
12	Be Safe!
13	The Season of Autumn
14	I Can Taste
15	I Can See
16	I Can Feel
17	I Can Hear
18	I Can Smell
19	Water, Water Everywhere
20	Let's Celebrate Easter
Term 3	
21	The Season of Winter
22	Jobs People Do
23	Wild or Domestic?
24	All About Birds
25	All About Reptiles (and Dinosaurs!)
26	All About Mammals
27	All About Insects
28	All About Fish and Amphibians
29	My Favourite Wild Animal
30	Let's Celebrate Heritage Day
Term 4	
31	The Season of Spring
32	I Like to Eat Apples and Bananas (Fruit)
33	Eat Your Vegetables!
34	Where Does Milk Come From?
35	Farming Wool
36	On The Go! (Transportation)
37	Keep it Clean!
38	Stay Active, Eat Healthy
39	Let's Celebrate Christmas
40	I Did It! (Reaching My Goals)

How to Read and Use the Weekly Plans

Sample:

Weekly theme for learning


Weekly Theme: All About Me					
Subject	MONDAY	TUESDAY	WEDNESDAY	THURSDAY	FRIDAY
Home Language	Letter of the week: M (map) Read Brown Bear, Brown Bear (Eric Carle) Reading Program Write own name	Letter of the week: M Read favourite book Reading Program Kid Writing: page 8 (mirror)	Letter of the week: M Read favourite book Reading Program All About Me poster Write own name	Letter of the week: M Read favourite book Reading Program All About Me poster Kid Writing: page 18 (colour)	Letter of the week: M Read favourite book Reading Program All About Me poster January name writing (Kid Writing)
Math	Calendar Time Counting to 10 Colours (from reading)	Calendar Time Counting to 10 Colours review and "I Spy"	Calendar Time Counting to 10 Colours	Calendar Time Counting to 10 Colours and Colour Words	Calendar Time Counting to 10 Sorting and Graphing Colours
Physical Education	Sidewalk Chalk Seek and Find	Outdoor Colour Hunt	Timed Races	Roll Coloured Balls	Dance Party
Creative Arts (Art, Music, Drama)	<u>Art</u> : Self-portrait	<u>Music</u> : Favourite music dance party	<u>Drama</u> : Act out favourite story		
Life Skills				<u>Personal and Social Wellbeing</u> : Learn about other family members	<u>Beginning Knowledge</u> : Show and Tell - All About Me poster
Extras (Optional fun activities)			Read/tell favourite story to someone		All About Me video presentation Cook favourite meal.

This column shows the subject (as specified by DBE)

Day of the week specified for each activity.

General overview of activities per subject per day of the week

- After the overview page, we give a list of Materials needed for that week so you can gather them ahead of time and be prepared.
- Then we list every activity in each subject per day, giving a more in depth explanation as to what you can do. We include optional activities for learning fun each week.
- Each week has an Opening Theme Activity to spark an interest in the weekly theme and involve all the senses in the learning process.



Week 4

Overview

Weekly Theme: The Calendar

Subject	MONDAY	TUESDAY	WEDNESDAY	THURSDAY	FRIDAY
Home Language	Letter of the week: A (apple) Read The Very Hungry Caterpillar (Eric Carle) Reading Program Sight Word: am Calendar: Days of the week Kid Writing Journal: pg. 10 (pets)	Letter of the week: A Read a book Reading Program Word Family: -am Calendar: Months of the Year Write own name.	Letter of the week: A Read a book Reading Program Match upper and lowercase letters Calendar: Seasons Kid Writing Journal: page 11 (food)	Letter of the week: A Read a book Reading Program Calendar: Weather Write own name.	Letter of the week: A Read a book Reading Program Review sight words Calendar and birthdays Kid Writing Journal: page 13 (birthday)
Math	Calendar Time Counting to 10 Number 1 Sorting colours	Calendar Time Counting to 10 Number 1 Sorting shapes	Calendar Time Counting to 10 Number 2 Sorting real objects	Calendar Time Counting to 10 Number 2 Sorting toys	Calendar Time Counting to 10, back from 10. Numbers 1 and 2 Sorting outdoor
Physical Education	Snowball fight	Jump over the puddles	Hot potato (bean bags)	Beach ball play	Hide and Seek
Creative Arts (Art, Music, Drama)	<u>Art</u> : Seasons trees painting	<u>Music</u> : Make the sound of rain with your body	<u>Drama</u> : Act out different weather and seasons		
Life Skills				<u>Personal and Social Wellbeing</u> : Birthday graph	<u>Beginning Knowledge</u> : Seasons and weather around the world
Extras (Optional fun activities)			Foreign Language: Greetings in English	Season sensory play	Cloudy weather experiment

Other Suggested Reading Books:

The Big Five (Bella Makatini), Come On, Rain (Karen Hesse), All About Weather (Huda Harajli), My Tree and Me (Jo Witek)



Materials Needed:

- Alphabet chart
- Name Writing Folder
- Lesedi Alphabet Dictionary Activity Kit
- Glue, scissors, crayons or pencils
- Lesedi Name Writing Mat
- Sensory tray with salt, sand, rice, etc.
- Lesedi Letter Writing and Activity Book
- Lesedi Building Words Kit (Grade R)
- Book: *The Very Hungry Caterpillar* (Eric Carle)
- Reading program of your choice.
- Lesedi Kid Writing Journal (Grade R)
- Lesedi Calendar Chart
- Lesedi 100 Chart and Numbers 0-20 Chart
- Lesedi Number Writing and Activity Book
- Lesedi Numbers 0-30 Math Kit
- Variety of items to sort: buttons, cubes, socks, pom poms, different shapes (attribute blocks or pattern blocks), clothing, toys, nature items (sticks, rocks, leaves, etc.)
- Small plastic balls, bean bags, beach ball (big ball).
- A3 size board white paper, paints, cotton buds, tissue paper (green and pink), white glue, cotton balls, etc.
- Worksheets: Hungry Caterpillar (pages 11-12), Birthday graph (page 13)
- Sensory play: Bicarbonate soda and white conditioner (fake snow), corn kernels or brown beans with oats, fake flower petals with green rice ("grass"), moon or kinetic sand with sand toys. (optional)
- Weather experiment: shaving cream, water, food colouring, jar. (optional)



LESEDI
bring light to your child's learning

Week 4: MONDAY

Opening Theme Activity: Start the week off by introducing the weekly theme. Here is an activity idea for you: print out or show your child a calendar. Ask them what they see. Find their birthday on the calendar and see what day of the week it is. Ask them if they know what days they do school, when their sibling's birthday is, what the weather is like in June, and more! Have fun exploring the calendar.

Home Language

- **Reading Book (Listening and Speaking):** Read *The Very Hungry Caterpillar*. Ask your child to cut out and paste the food that the caterpillar ate each day of the week using worksheets pages 11-12. Talk about the Days of the Week, point to the names on the Calendar Chart. You can show them this video from YouTube: <https://www.youtube.com/watch?v=ieCx00YQRTs>. Another fun video is: <https://www.youtube.com/watch?v=cIkMzlrVQQ8>. Teach your child the names and recognizing them at least by their first letter sound.
- **Phonics:** Introduce the sound /ă/ for apple. Talk about its sound. Fill a basket with objects that begin with /ă/. Give your child time to explore the objects and talk to them about what the names are and how each starts with the sound /ă/ (apple, ant, apricot, astronaut, etc.). Enjoy making some handprint art for the letter (examples included in the Alphabet Dictionary Activity kit). Practice the sight word "am" with the Building Words Kit. Recognize and read it. Find it in books.
- **Writing:** Kid Writing Journal page 10, draw a picture of a pet and write letters in words to sounds you hear.
- **Reading:** 20 min. of practicing reading with your choice of Reading Program.

Math

- **Calendar:** Daily Calendar routine including the number, day, month, and year.
- **Numbers and Counting:** Review counting by ones to 10. Use objects, fingers, etc. Point to Number 1 on the number chart. Talk about how many objects that is. Trace number 1 on someone's back using the poem "One is fun. Straight down and then you're done!"
- **Math Skills:** Explain that this week you will learn about SORTING – Sorting is placing items into groups according to certain similar attributes (like by colour, size, shape, etc). Today you will practice sorting by colours. Use different colourful objects and sort them BY COLOUR. Model how to do it for your child.

Physical Education

- Use small plastic balls (that are NOT hard) to have a fun "snowball fight." Each person takes a side and throws the balls at the other person to try and get them on their back or lower. Remind them not to aim for the head.

Creative Arts (Art, Music, Drama)

- **Art:** Divide an A3 paper into 4 parts, teach your child how to paint/draw a tree trunk in each. Then use different paints and textured materials to make season trees for winter, spring, summer, autumn. You can use different materials like cotton balls, leaves, tissue paper, etc.



Week 4: TUESDAY

Home Language

- **Reading Book (Listening and Speaking):** Read one of the suggested reading books (or repeat the book from Monday). Make a prediction: BEFORE you read, show your child the cover of the book. Let them look through the pictures. Then ask them, "what do you think this book is about?" Talk about the Months of the Year, point to the names on the Calendar Chart. You can show them this video from YouTube: <https://www.youtube.com/watch?v=7KbhmDWWqeo>. Your child should be able to sing/recite the 12 months.
- **Phonics:** Use a tray with salt or rice. Ask your child to write in it the letters A and a. Use Alphabet Dictionary Kit to work on words that begin with A. Colour, cut out and paste the pictures. Introduce words in the word family "-am" using the Word Family Trees (Short Vowel) mats. Find words that end with "-am" and explain these words rhyme (all that changes is the first letter/s).
- **Writing:** Practice writing name and surname using Name Writing Mat.

- Reading: 20 min. of practicing reading with your choice of Reading Program.

Math

- Calendar: Daily Calendar routine including the number, day, month, and year.
- Numbers and Counting: Count by ones to 10. Use objects, fingers, etc. Trace number 1 in Number Writing Book. Use the number card for #1 to count 1 "seed" and trace the number and name for one.
- Math Skills: Remind your child what sorting means. Practice sorting by shapes with different objects (you can review shape names also).

Physical Education

- Use a spray bottle or hose to make "puddles" outdoors. Have your child practice jumping over the puddles along a path.

Creative Arts (Art, Music, Drama)

- Music: Use body percussion rhythms to make the sound of rain: <https://www.youtube.com/watch?v=xgKy1gCugKY>

Week 4: WEDNESDAY

Home Language

- Reading Book (Listening and Speaking): Read one of the suggested reading books (or repeat the book from Monday). Talk about the Seasons of the year, point to the names from the Calendar Chart. You can show them this video from YouTube: <https://www.youtube.com/watch?v=H32W-6CKdfk&t=26s>. Your child should be able to name the 4 seasons in order.
- Phonics: Use a tray with salt or rice. Ask your child to write in it the letters A and a. Or make it with playdough. As you read, point out the sound /à/ when you see it. Match upper and lowercase letters (using Lesedi matching cards or board)
- Writing: Kid Writing Journal, page 11. Draw a picture of your favourite food. Write as many letters as you can in its name that you hear. Parent can write the correct spelling next to child's writing.
- Reading: 20 min. of practicing reading with your choice of Reading Program.

Math

- Calendar: Daily Calendar routine including the number, day, month, year, and season.
- Numbers and Counting: Count by ones to 10. Use objects, fingers, etc. Point to Number 2 on the number chart. Talk about how many objects that is. Trace number 2 on someone's back using the poem "Around and back on a railroad track. You made a TWO just like that!"
- Math Skills: Find real objects around your home that you can sort by a certain attribute (colour, shape, size): cutlery, food, clothing, etc.

Physical Education

- Stand in a circle with at least 3 people (or partners if you don't have that many). Play a game of Hot Potato with a bean bag. You need to pass the bean bag around quickly (throw and catch) pretending it is hot as you count or sing.

Creative Arts (Art, Music, Drama)

- Drama: Have fun acting out different weather and seasons using different clothing, noises, etc.

Extras (Foreign Language)

- Teach your child about greetings in English (Hello, how are you? I'm fine, how are you? Etc) Sing a song if you like.

bring light to your child's learning

Week 4: THURSDAY

Home Language

- Reading Book (Listening and Speaking): Read one of the suggested reading books (or repeat the book from Monday). Talk about the weather, point to the names from the Calendar Chart. You can show them this video from YouTube: <https://www.youtube.com/watch?v=Jn7uAsLWXpk>. Your child should be able to name 4 weather words.
- Phonics: Use a tray with salt or rice. Ask your child to write in it the letters A and a. Or make it with playdough. Review the sounds /m/ and /s/ and /â/.
- Writing: Practice writing name and surname using Name Writing Mat.
- Reading: 20 min. of practicing reading with your choice of Reading Program.

Math

- Calendar: Daily Calendar routine including the number, day, month, year, weather, and season.
- Numbers and Counting: Count by ones to 10. Trace number 2 in Number Writing Book. Use the number card for #2 to count 2 "seeds" and trace the number and name for two.
- Math Skills: Practice sorting your child's toys by different attributes (big/small, by colours, by type - plastic/wood/metal, etc)

Physical Education

- Have fun playing with a big beach ball: throw, catch, kick, throw up in the air, bounce on a blanket, etc.

Life Skills (Personal and Social Wellbeing)

- Make a birthday graph (using worksheet on page 13). Include birthdays of family members and friends.

Extras:

- Enjoy making some fun sensory play trays that involve the seasons (fake snow, corn kernels and leaves, flower petals, sand and water). You can look online for several recipes that are easy to make as well or buy a kit from Lesedi.

Week 4: FRIDAY

Home Language

- Reading Book (Listening and Speaking): Read one of the suggested reading books (or repeat the book from Monday). Talk about birthdays - how they are celebrations that happen each year to remember the day you were born. They happen on the same day and month each year. Ask your child when their birthday is. Talk about the day and month. Talk about different family member's birthdays as well.
- Phonics: Review all the letter sounds you have learned until now (m, s, â). Find them in a book. Point and sound them out. Write them in a salt tray. Write the letters with chalk on the ground. Ask your child to run to or spray the letter with water when you say its sound. Practice writing A and a in the Lesedi Letter Writing and Activity Book. Review the sight word "am."
- Writing: Kid Writing Journal, page 13: draw a picture about your birthday. Parent or child can add words or letters that describe the picture.
- Reading: 20 min. of practicing reading with your choice of Reading Program.

Math

- Calendar: Daily Calendar routine including the number, day, month, year, weather, and season.
- Numbers and Counting: Review counting by ones to 10. Review numbers 0-2 both writing, recognizing, and counting. Teach your child how to count backwards from 10. Use the rocket from page 19 of the Number Writing and Activity Book.
- Math Skills: Go outdoors and sort objects you find by attributes (leaves, sticks, rocks, etc)

Physical Education

- Play a game of hide and seek. Ask child to count to at least 10. Take turns finding the person hiding.

Life Skills (Beginning Knowledge)

- Talk about how seasons are different around the world, both in how we experience each season (some get snow, some have more rain, etc.) and also the difference between Northern and Southern Hemisphere. You can use some fun videos from YouTube to help: <https://www.youtube.com/watch?v=b25g4nZTHvM> and <https://www.youtube.com/watch?v=2UXnIIBtTsY> and <https://www.youtube.com/watch?v=D6yQ8-M8rmU>.

Extras

Enjoy doing a science experiment together about cloudy weather. You will need shaving cream, water, a jar, and food colouring. Find the details of the experiment here: <https://www.youtube.com/watch?v=hgBo6POrjoM>



Week 16

Overview



Weekly Theme: I Can FEEL

Subject	MONDAY	TUESDAY	WEDNESDAY	THURSDAY	FRIDAY
Home Language	Letter of the week: L (ladder) Read Never Touch a Porcupine! (Make Believe Ideas) Sight Word: all Reading program Touch: 4 Things I feel	Letter of the week: L Read a book Reading program Word family: cl Touch: Sort by soft/hard Kid Writing Journal: pg. 32 (touch)	Letter of the week: L Read a book Reading program Word family: fl Touch: picture sorting Kid Writing Journal: pg. 52 (new food)	Letter of the week: L Read a book Reading program Word family: sl Touch: Texture hand Kid Writing Journal: pg. 59 (donut)	Letter of the week: L Read a book Reading program Review sight words Touch: Feel and Guess Activity
Math	Calendar Time Counting to 30, Count by 5s to 30 Number 25 Count by touch	Calendar Time Counting to 30, Count by 5s to 30 Number 25 Counting outdoor sort	Calendar Time Counting to 30, Count by 5s to 30 Number 26 Shapes by touch	Calendar Time Counting to 30, Count by 5s to 30 Number 26 Numbers by touch	Calendar Time Counting to 30, Count by 5s to 30 Missing number by touch (how many more?)
Physical Education	Kick the ball to goal	Play "hot potato" with bean bag	Play "Hokey Pokey"	Blind Obstacle course by touch	Hit the balloon with pool noodle
Creative Arts (Art, Music, Drama)	<u>Art:</u> Texture Collage Quilt	<u>Music:</u> Dance to music with ribbons	<u>Drama:</u> Act out - The Gruffalo		
Life Skills				<u>Personal and Social Wellbeing:</u> Be Safe! (Touch)	<u>Beginning Knowledge:</u> How does our body feel?
Extras (Optional fun activities)			Foreign Language: Alphabet Words in isiZulu		5 Senses Treasure Hunt

Other Suggested Reading Books:

Cold, Crunchy, Colourful: Using our Senses (Jane Brockett), I Hear a Pickle (and Smell, See, Touch, and Taste It, Too!) (Rachel Isadora), Look, Listen, Taste, Touch, and Smell (), Elmo Can Taste! Touch! Smell! See! Hear!, Lucy's Picture (Nicola Moon), Never Touch a Porcupine! (Make Believe Ideas), Never Touch a Monster!, Revolting Things to Touch and Feel (Roald Dahl)

LESIEDI
bring light to your child's learning

Materials Needed:

- Sensory tray with salt, sand, rice, etc.
- Lesedi Alphabet Dictionary Kit, scissors, glue, crayons
- Lesedi Letter Writing and Activity Book
- Lesedi Building Words Kit (Grade R)
- Lesedi Blends and Digraphs (cl, fl, sl)
- Book: *Never Touch a Porcupine!* by Make Believe Ideas
- Reading program of your choice.
- Lesedi Kid Writing Journal (Grade R)
- Lesedi My 5 Senses Activity Book
- 5 Senses activity items: crayons, glue, scissors, textured items (cotton ball, plastic, sandpaper, pasta, marshmallow), 10 small paper bags and items to feel (cotton balls, playdough, plastic brush, popcorn, fabric, bottle, feather, tape, toy, phone), newspaper or magazine with different pictures.
- Lesedi Calendar Chart and Calendar Journal
- Lesedi 100 Chart
- Lesedi Numbers 0-30 Math Kit with dice
- Objects for counting (counters, cubes, etc.), salt tray, magnetic numbers
- Shapes like attribute blocks or pattern blocks.
- Ball, bean bag, balloon, pool noodle
- Different textured materials for a collage (feathers, tissue paper, buttons, glitter, cotton, pipe cleaners, newspaper, foil, etc.), scissors, white glue, big white paper
- Music, ribbons
- The Gruffalo story or audiobook



LESEDI
bring light to your child's learning

Week 16: MONDAY

Opening Theme Activity: Start the week off by introducing the weekly theme. Here is an activity idea for you: Enjoy some fun sensory play time with playdough, sensory rice, beans, moon sand, cloud dough or water. Explore different textures.

Home Language

- **Reading Book (Listening and Speaking):** Read the book *Never Touch a Porcupine!* Would you ever want to touch a porcupine? Why/why not? How do you know you shouldn't touch one?
- **Phonics:** Introduce the sound //l/ for ladder. Talk about its sound. Fill a basket with objects that begin with sound //l/. Give your child time to explore the objects and talk to them about what the names are and how each starts with the sound //l/ (ladder, light, lemon, leaf, lock, lego). Enjoy making some handprint art for the letter L using the Alphabet Dictionary Kit.
Use the Building Words Kit to introduce the word "all.": read, build, write, read sentences, etc. Find it in books you read.
- **Writing:** Complete page 44 of the My 5 Senses Activity Book. Draw pictures of 4 things you can feel. Write words if you can.
- **Reading:** 20 min. of practicing reading with your choice of Reading Program.

Math


- **Calendar:** Daily Calendar routine including the number (odd/even), day, month, year, weather, season, temperature. Calendar Journal.
- **Numbers and Counting:** Count by ones to 30. Count by 5s to 30. Point to Number 25 on the number chart. Talk about how many objects that is. Trace number 25 on someone's back or in a salt tray.
- **Math Skills:** Practice counting by touch. Choose fun counters or smaller objects that your child can feel. First teach them how to count how many are in a group while looking and touching. Then ask them to close their eyes and count how many are in a group. Then they can open their eyes to see if they guessed how many correctly. Repeat as long as it takes for them to understand.

Physical Education

- Have fun creating a "goal" and having your child kick a ball to that goal. See how many times they can get it in the goal.

Creative Arts (Art, Music, Drama)

- **Art:** Make a beautiful texture "quilt" by using a big piece of white paper and gluing different squares of textured materials on it. You can divide the paper into squares by folding it several times and then fill each square with a different texture. Draw big black lines in between so they can see where to glue.



Week 16: TUESDAY

Home Language

- **Reading Book (Listening and Speaking):** Read one of the suggested reading books (or repeat the book from Monday). Talk about how different things feel when you touch them (rough, soft, bumpy, smooth...). Complete page 46 in the My 5 Senses Activity Book and sort objects from around your home by soft/smooth or hard/rough.
- **Phonics:** Use a tray with salt or rice. Ask your child to write in it the letters L and I. Use Alphabet Dictionary Kit to work on words that begin with L. Colour, cut out and paste the pictures.
Use the Blends and Digraphs to introduce the blend "cl" and help your child understand how to say that sound and identify it when reading. Look for it in books and find it in words using the activities suggested.
- **Writing:** Kid Writing Journal page 32: draw and write about something that you touch.
- **Reading:** 20 min. of practicing reading with your choice of Reading Program.

Math

- **Calendar:** Daily Calendar routine including the number (odd/even), day, month, year, weather, season, temperature. Calendar Journal.
- **Numbers and Counting:** Count by ones to 30. Count by 5s to 30. Use the number card for #25 to count 25 "seeds."

- Math Skills: Go outside and explore nature with counting. Use touch to count rocks, sticks, leaves, bugs, etc. Try counting with your eyes closed. Make numbers using nature items and feel them by tracing with your fingers or hand.

Physical Education

- Play “hot potato” with a bean bag. Make a circle and pass the bean bag around until music stops.

Creative Arts (Art, Music, Drama)

- Music: Dance to some fun music using ribbons, scarves, or other fun flowing materials.

Week 16: WEDNESDAY

Home Language

- Reading Book (Listening and Speaking): Read one of the suggested reading books (or repeat the book from Monday). Find some pictures of different objects in a magazine. Cut them out and then sort them using page 47 of the My 5 Senses Activity Book into soft, smooth, rough, bumpy.
- Phonics: Use a tray with salt or rice. Ask your child to write in it the letters L and I. Or make it with playdough. As you read, point out the sound /l/ when you see it. Use the Blends and Digraphs to introduce the blend “fl” and help your child understand how to say that sound and identify it when reading. Look for it in books and find it in words using the activities suggested.
- Writing: Kid Writing page 52: invent a new food and draw a picture. Write about it and tell what it looks like and feels like and tastes like.
- Reading: 20 min. of practicing reading with your choice of Reading Program.

Math

- Calendar: Daily Calendar routine including the number (odd/even), day, month, year, weather, season, temperature. Calendar Journal.
- Numbers and Counting: Count by ones to 30. Count by 5s to 30. Point to Number 26 on the number chart. Talk about how many objects that is. Trace number 26 on someone’s back or in salt tray.
- Math Skills: Hide a shape (attribute block or pattern block or flat object) in a box or bag. Ask your child to feel it and try to guess what the mystery shape is. Repeat for different shapes. This is a great time to review shape names if they have forgotten some.

Physical Education

- Have fun singing and dancing to the song “Hokey Pokey”. Look it up on Youtube if you don’t know it.

Creative Arts (Art, Music, Drama)

- Drama: Read the story (or listen to a read-aloud) The Gruffalo. Then act out the story with your child. Have fun dressing up if you want to.

Extras (Foreign Language)

- Teach your child about alphabet words in isiZulu. <https://www.youtube.com/watch?v=GiPWDFZU9tQ>

Week 16: THURSDAY

Home Language

- Reading Book (Listening and Speaking): Read one of the suggested reading books (or repeat the book from Monday). Talk about how our hands help us to feel and send messages to our brain to describe what we are touching. Use different textured materials to complete the hand on page 48 of the My 5 Senses Activity Book.
- Phonics: Use a tray with salt or rice. Ask your child to write in it the letters L and I. Or make them with playdough. Use the Blends and Digraphs to introduce the blend “sl” and help your child understand how to say that sound and identify it when reading. Look for it in books and find it in words using the activities suggested.
- Writing: Kid Writing Journal page 59: design/decorate the donut. Use words to describe what it looks like.
- Reading: 20 min. of practicing reading with your choice of Reading Program.

Math

- Calendar: Daily Calendar routine including the number (odd/even), day, month, year, weather, season, temperature. Calendar Journal.
- Numbers and Counting: Count by ones to 30. Count by 5s to 30. Use the number card for #26 to count 26 "seeds".
- Math Skills: Hide magnetic numbers in a box and have your child guess the number by feeling it. You can also write a number with your finger on their back and have them guess the number by saying its name, clapping how many times (2 – 2 claps, etc.), or by pointing to a number on the number chart. Give your child a group of objects and have them count how many there are then write the number with their finger in a salt tray.

Physical Education

- Create a fun obstacle course that is safe to move through by touch. Blindfold your child and ask them to find their way around the course by feeling.

Life Skills (Personal and Social Wellbeing)

- Talk about how important it is that they stay safe and protect their bodies from harmful or dangerous touch. Our bodies (especially our private parts) need to be respected. Explain that they can be respectful and still ask someone not to touch them if they feel uncomfortable. One book we recommend is "God Made All of Me." There are other books available as well to help teach on this subject.

Week 16: FRIDAY

Home Language

- Reading Book (Listening and Speaking): Read one of the suggested reading books (or repeat the book from Monday).
- Phonics: Review all the letter sounds you have learned until now. Find them in a book. Point and sound them out. Write them in a salt tray. Write the letters with chalk on the ground. Ask your child to run to or spray the letter with water when you say its sound. Practice writing L and I in the Lesedi Letter Writing and Activity Book. Review the sight words: am, eat, at, do, did, that, there, this, they, on, ran, in, must, all.
- Writing: Complete activity #2 on page 49 in My 5 Senses Activity Book. Use paper bags and have your child guess what is inside by feeling it.
- Reading: 20 min. of practicing reading with your choice of Reading Program.

Math

- Calendar: Daily Calendar routine including the number (odd/even), day, month, year, weather, season, temperature. Calendar Journal.
- Numbers and Counting: Count by ones to 30. Count by 5s to 30. Review numbers 0-26.
- Math Skills: Show your child a number card (numbers 1-10), then a group of items that is less than the number on the card. Ask them to count the group of items by touching (keep eyes closed) and then tell you how many more you need to add to get to the number on the card. For example, show them the card for number 6, then give them a group of 4 objects to count. They need to find out you need 2 more items to make 6.

Physical Education

- Enjoy playing with a balloon and a pool noodle. Hit the balloon and try to keep it from touching the ground using the pool noodle..

Life Skills (Beginning Knowledge)


- Talk about how our body can feel different things. How it sends messages to our brain. Here is a fun video: <https://www.youtube.com/watch?v=c-PotqiwWCs>

Extra (optional)

- Go on a 5 Senses Treasure Hunt and draw what you see on page 6 of the My 5 Senses Activity Book.

Week 26

Overview



Weekly Theme: All About Mammals

Subject	MONDAY	TUESDAY	WEDNESDAY	THURSDAY	FRIDAY
Home Language	Letter of the week: P (pencil) Read The Elephants Are Coming (Lindsay Norman) Sight Word: please Reading program	Letter of the week: P Read a book Reading program Sight word: pretty Kid Writing Journal: pg. 92 (elephant family)	Letter of the week: P Read a book Reading program Word families: ap, ip, op	Letter of the week: P Read a book Reading program Word family: pl What is a mammal?	Letter of the week: P Read a book Reading program Word family: pr Types of mammals
Math	Calendar Time Counting to 60, Count by 5s to 50, Count by 10s to 100 Before and After numbers	Calendar Time Counting to 60, Count by 5s to 50, Count by 10s to 100 Spectators on the Racetrack	Calendar Time Counting to 60, Count by 5s to 50, Count by 10s to 100 Racing on the Number Line	Calendar Time Counting to 60, Count by 5s to 50, Count by 10s to 100 Road Block (number line)	Calendar Time Counting to 60, Count by 5s to 50, Count by 10s to 100 Number Order mix up
Physical Education	Movement Dice Game	Animal races	Spray Bottle Tag	Throw and Catch with Beach Ball	Jungle Gym Play (monkey bars)
Creative Arts (Art, Music, Drama)	<u>Art:</u> BIG art on A2 size paper	<u>Music:</u> Follow the beat (drum)	<u>Drama:</u> "If You're (...) and you know it, (...)" with emotions		
Life Skills				<u>Personal and Social Wellbeing:</u> What is a Mammal. Learn more about one.	<u>Beginning Knowledge:</u> Mammals Wild Kratts Videos
Extras (Optional fun activities)	Animal Sensory Play		Foreign Language: Animals in isiZulu		


Other Suggested Reading Books:

The Lion Inside (Jim Field), Solomon the Lion (Kristina Jones), African Animal Tales: Bumping Buffalo (Mweyne Hadithi), The Ugly Five (Julia Donaldson), My First Book of Southern African Mammals (Peter Apps), Giraffes Can't Dance (Giles Andreae), From Head to Toe (Eric Carle).

LESEDI
bring light to your child's learning

Materials Needed:

- Sensory tray with salt, sand, rice, etc.
- Lesedi Alphabet Dictionary Kit, scissors, glue, crayons
- Lesedi Letter Writing and Activity Book
- Lesedi Building Words Kit (Grade R)
- Lesedi Word Family Trees (short vowel)
- Lesedi Blends and Digraphs (pl, pr)
- Book: *The Elephants Are Coming* by Lindsay Norman
- Reading program of your choice.
- Lesedi Kid Writing Journal (Grade R)
- Lesedi Calendar Chart and Calendar Journal
- Lesedi 100 Chart
- Lesedi Race Track Number Learning Pack
- Spray bottle, beach ball
- Art: big A2 size paper, paints or other art materials
- Drum or other DIY musical instrument to play a beat
- Worksheets: Movement Dice Game (pages 44-45)
- Lesedi Animal Sensory Play Kit: savanna, farm, jungle, etc. (optional)



Week 26: MONDAY

Opening Theme Activity: Start the week off by introducing the weekly theme. Here is an activity idea for you: Enjoy animal sensory play. You can purchase a pack from Lesedi or create your own with animals toys, playdough, rice, salt, sand, water, etc.

Home Language

- Reading Book (Listening and Speaking): Read *The Elephants Are Coming*.
- Phonics: Introduce the sound /p/ for pencil. Talk about its sound. Fill a basket with objects that begin with sound /p/. Give your child time to explore the objects and talk to them about what the names are and how each starts with the sound /p/ (pizza, pencil, pig, pan, puzzle, plaster, etc.). Enjoy making some handprint art for the letter P using the Alphabet Dictionary Kit. Using the Building Words Kit, introduce the word "please": read, build, write, make sentences, and look for it in books.
- Writing: Practice writing your own name.
- Reading: 20 min. of practicing reading with your choice of Reading Program.

Math

- Calendar: Daily Calendar routine including the number (odd/even), day, month, year, weather, season, temperature and time (o'clock). Calendar Journal.
- Numbers and Counting: Count by ones to 60. Count by 5s to 50. Count by 10s to 100.
- Math Skills: Using Race Track Number Learning Pack, find before/after numbers with robots and a whiteboard and marker. You can look at the 100 Chart to help you.

Physical Education

- Using Movement Dice (pages 44-45), play a game of movement. Roll the dice, and do the movement that comes up

Creative Arts (Art, Music, Drama)

- Art: Using a big A2 paper, create art with big brushes and movements. Have fun being creative and letting your child explore creating.

Week 26: TUESDAY

Home Language

- Reading Book (Listening and Speaking): Read one of the suggested reading books (or repeat the book from Monday). Talk about what animals (mammals) you see in the book.
- Phonics: Use a tray with salt or rice. Ask your child to write in it the letter P. Use Alphabet Dictionary Kit to work on words that begin with P. Colour, cut out and paste the pictures. Using the Building Words Kit, introduce the word "pretty": read, build, write, make sentences, and look for it in books.
- Writing: Kid Writing Journal page 92: draw and write about a family of elephants. What would they do for fun?
- Reading: 20 min. of practicing reading with your choice of Reading Program.

Math

- Calendar: Daily Calendar routine including the number (odd/even), day, month, year, weather, season, temperature and time (o'clock). Calendar Journal.
- Numbers and Counting: Count by ones to 60. Count by 5s to 50. Count by 10s to 100.
- Math Skills: Using the Race Track Number Learning Pack practice number sense with this game: If you have toy cars at home you can play this simple game to help with counting objects. Line up cars on top of each number according to how many that number represents. For example, on top of number 2, park 2 cars; on top of number 5, park 5 cars.

Physical Education

- Have fun with animal races: soar like a vulture, run like a cheetah, jump like a rabbit, stomp like an elephant, etc.

Creative Arts (Art, Music, Drama)

- Music: Follow the leader using beats on a drum. Make a beat/pattern/rhythm and have your child repeat what you do.

Week 26: WEDNESDAY

Home Language

- Reading Book (Listening and Speaking): Read one of the suggested reading books (or repeat the book from Monday). Point to different mammals you see in the story. What do they have in common?
- Phonics: Use a tray with salt or rice. Ask your child to write in it the letter P. Or make it with playdough. As you read, point out the sound /p/ when you see it. Using Word Family Trees (short vowel) introduce the endings "ap, ip, op": find and build words, talk about rhymes, find them in books.
- Writing: Have your child practice writing his/her own name.
- Reading: 20 min. of practicing reading with your choice of Reading Program.

Math

- Calendar: Daily Calendar routine including the number (odd/even), day, month, year, weather, season, temperature and time (o'clock). Calendar Journal.
- Numbers and Counting: Count by ones to 60. Count by 5s to 50. Count by 10s to 100.
- Math Skills: Using the Race Track Number Learning Pack, play a game of racing on the number line: Use one or 2 dice, toy cars, and the number line to play this game. Roll the dice, count the dots and move your car ahead that many numbers along the number line. First car to the finish line (30), wins! If you use 2 dice you are also helping your child practice adding numbers.

Physical Education

- Play a game of tag using a spray bottle with water. Run around and when the person who is "it" sprays you, you become it and try to spray someone else.

Creative Arts (Art, Music, Drama)

- Drama: Sing the song "If You're Happy and you know it" but change the lyrics to express different emotions: if you're happy...clap your hands, if you're sad...give me a hug, if you're frustrated... take a deep breath, if you're scared... say please help! Etc.

Extras (Foreign Language)

- Teach your child about animals in isiZulu: <https://www.youtube.com/watch?v=JdVNaopcVI>

Week 26: THURSDAY

Home Language

- Reading Book (Listening and Speaking): Read one of the suggested reading books (or repeat the book from Monday). Talk about what a mammal is (fur/hair, live birth, warm blooded, drink mama's milk, etc.). Use the Animal Groups Sorting Mats to find mammals and talk about their similarities.
- Phonics: Use a tray with salt or rice. Ask your child to write in it the letter P. Or make it with playdough. Using the Blends and Digraphs kit, introduce the blend "pl": find words with pl, read, build, write, etc.
- Writing: Write your own name.
- Reading: 20 min. of practicing reading with your choice of Reading Program.

Math

- Calendar: Daily Calendar routine including the number (odd/even), day, month, year, weather, season, temperature and time (o'clock). Calendar Journal.
- Numbers and Counting: Count by ones to 60. Count by 5s to 50. Count by 10s to 100.
- Math Skills: Using Race Track Number Learning Pack, play "Road Block": You can use any big object (small traffic cone, animal, a big truck, etc.), toy cars, and the number line for this game. Cover some numbers with "road blocks." Have your child race along the number line until they reach the road block. They have to tell you what number is under the road block in order to remove the road block and keep racing forward.

Physical Education

- Catch and throw a big beach ball outside.

Life Skills (Personal and Social Wellbeing)

- Talk about what mammals are. Choose one to look up online and learn more about or find books at the Library about mammals. Have fun exploring together.
Watch a fun Wild Kratts video about some mammals: <https://www.youtube.com/watch?v=XKu1ixFs1Ac>

Week 26: FRIDAY

Home Language

- Reading Book (Listening and Speaking): Read one of the suggested reading books (or repeat the book from Monday). Talk about different types of mammals (sizes, colours, where they live, etc.)
- Phonics: Review all the letter sounds you have learned until now. Find them in a book. Point and sound them out. Write them in a salt tray. Write the letters with chalk on the ground. Ask your child to run to or spray the letter with water when you say its sound. Practice writing P and p in the Lesedi Letter Writing and Activity Book
Using the Blends and Digraphs kit, introduce the blend "pr": find words with "pr", read, build, write, etc.
Review the sight words: am, eat, at, do, did, that, there, this, they, on, ran, in, must, all, was, want, went, get, she, say, saw, ate, came, he, have, no, so well, will, with, please, pretty.
- Writing: Have your child practice writing his/her own name. Draw or colour in a picture of your favourite mammal.
- Reading: 20 min. of practicing reading with your choice of Reading Program.

Math

- Calendar: Daily Calendar routine including the number (odd/even), day, month, year, weather, season, temperature and time (o'clock). Calendar Journal.
- Numbers and Counting: Count by ones to 60. Count by 5s to 50. Count by 10s to 100.
- Math Skills: Using the Race Track Number Line Pack, play "Number Order mix up": Use the number line for this game. Mix up the race track and then ask your child to put the numbers in order to put the race track back together again

Physical Education

- Play on a jungle gym and try the monkey bars. Swing from one to the other like a monkey on branches.

Life Skills (Beginning Knowledge)

- Explore more Wild Kratts mammals videos and find your favourite ones. What are their "creature powers"?
<https://www.youtube.com/@WildKratts>



LESEDI
bring light to your child's learning

Week 31

Overview



Weekly Theme: The Season of Spring

Subject	MONDAY	TUESDAY	WEDNESDAY	THURSDAY	FRIDAY
Home Language	Sound of the week: -ing Read Here Comes Spring (Susan Kantor) Reading program Word family: ing Spring: weather	Sound of the week: -ing Read a book Reading program Kid Writing Journal: pg. 27 (plants) Spring: nature	Sound of the week: -ing Read a book Reading program Kid Writing Journal: pg. 37 (spring) Spring: animals	Sound of the week: -ing Read a book Reading program Kid Writing Journal: pg. 57 (rainy day) Spring: people Syllables intro	Sound of the week: -ing Read a book Reading program Review sight word Spring poem Syllables
Math	Calendar Time Counting to 80, Count by 5s to 50, Count by 2s to 10 Ten Frame intro	Calendar Time Counting to 80, Count by 5s to 50, Count by 2s to 10 Ten frame Car Park	Calendar Time Counting to 80, Count by 5s to 50, Count by 2s to 10 Number order mix up	Calendar Time Counting to 80, Count by 5s to 50, Count by 2s to 10 Find my watermelon game	Calendar Time Counting to 80, Count by 5s to 50, Count by 2s to 10 Number memory game
Physical Education	Find the Letters sidewalk game	Follow the line	Bean Bag "Hot Potato" with counting	"Hokey Pokey"	Count to 100 exercise
Creative Arts (Art, Music, Drama)	<u>Art:</u> Tissue Paper and Pipe Cleaner flowers	<u>Music:</u> Dance/create art while listening to "Four Seasons" by Vivaldi	<u>Drama:</u> Ribbon of sound		
Life Skills				<u>Personal and Social Wellbeing:</u> Activities and things I see in Spring.	<u>Beginning Knowledge:</u> What does Spring look like.
Extras (Optional fun activities)			Foreign Language: food in Sepedi		Plant flowers

Other Suggested Reading Books:

Hello Spring (Jo Lindley), What is Spring? (Random House), Busy Spring (Sean Taylor and Alex Morss), Goodbye Winter, Hello Spring (Kendard Pak), Spring is Here: A Bear and Mole Story (Will Hillenbrand), Let's Play (Refiloe Moahloli), Plant the Tiny Seed (Christie Matheson)

LESEDI
bring light to your child's learning

Materials Needed:

- Sensory tray with salt, sand, rice, etc.
- Lesedi Pop the Syllables Kit
- Book: *Here Comes Spring* by Susan Kantor
- Reading program of your choice.
- Lesedi Kid Writing Journal (Grade R)
- Lesedi Calendar Chart and Calendar Journal
- Lesedi 100 Chart
- Lesedi Race Track Number Learning Pack
- Lesedi Numbers 0-30 Math Kit
- Sidewalk chalk, bean bag
- Art: coloured tissue paper (at least 4 sheets), pipe cleaners, scissors, Big paper, crayons or paint (things to make creative art with while listening to music)
- Worksheets: Season of Spring (page 54)



Week 31: MONDAY

Opening Theme Activity: Start the week off by introducing the weekly theme. Here is an activity idea for you: It's spring! If you have a park near you or your garden is full of flowers, walk around and observe all the changes in nature from flowers blooming to birds making nests, etc. Talk about what you see and feel in Spring.

Home Language

- Reading Book (Listening and Speaking): Read *Here Comes Spring*. Talk about what the weather is like during the Spring.
- Phonics: Introduce the word ending "ing" for king. Think about words that have "ing." Try and build words, find words in books, and make your own rhyming words (sting, ring, bling, ding, king, sing, wing, etc.) You can write "ing" on a whiteboard or with wooden letters and then have fun making funny words by just adding a beginning letter sound(s).
- Writing: Use worksheet on page 54 to draw and write about what the weather is like in Spring.
- Reading: 20 min. of practicing reading with your choice of Reading Program.

Math


- Calendar: Daily Calendar routine including the number (odd/even), day, month, year, weather, season, temperature and time (o'clock, half past). Calendar Journal.
- Numbers and Counting: Count by ones to 80. Count by 5s to 50. Count by 2s to 10.
- Math Skills: Introduce the Ten Frame. Use the Ten Frame Parking lot from the Race Track Number Learning kit. Roll a die or choose a number card from 1-10. Line up cars to match the number in the ten frame. Show how it makes it easy to quickly know what number of cars there are. This concept is important as it introduces them to visualizing number bonds that make ten (5 and 5, 4 and 6, etc.)

Physical Education

- Write letters all over the driveway with sidewalk chalk. Call out a letter and have your child run/walk/skip/hop to that letter. You can also have them run and spray it with a spray bottle.

Creative Arts (Art, Music, Drama)

- Art: Make tissue paper flowers to celebrate spring. Here are some easy to follow instructions: <https://www.youtube.com/watch?v=hh9AjIXW8XI>



Week 31: TUESDAY

Home Language

- Reading Book (Listening and Speaking): Read one of the suggested reading books (or repeat the book from Monday). Talk about what happens in nature during the season of Spring. What do they see in the book and around them? Draw and write about it on the worksheet on page 54.
Phonics: Keep learning the ending "ing." This time choose some action words and add ing to them. It helps to use ing when you are still doing something (reading, eating, sitting, looking, etc.) Find words in books. Make sentences.
- Writing: Kid Writing Journal page 27: draw and write how plants grow from seeds (first, then, next, finally).
- Reading: 20 min. of practicing reading with your choice of Reading Program.

Math

- Calendar: Daily Calendar routine including the number (odd/even), day, month, year, weather, season, temperature and time (o'clock, half past). Calendar Journal.
- Numbers and Counting: Count by ones to 80. Count by 5s to 50. Count by 2s to 10.
- Math Skills: Review the Ten Frame. Use the Ten Frame Parking lot from the Race Track Number Learning kit. Roll a die or choose a number card from 1-10. Line up cars to match the number in the ten frame. Show how it makes it easy to quickly know what number of cars there are. Then you can play a game of "how many cars are parked?" and line up a number of cars on the Ten Frame and then have your child tell you how many there are (they can say or write the number).

Physical Education

- Draw lines around outside with sidewalk chalk. Follow the line by walking and balancing on it as you go. Make it fun and interesting (add a figure 8).

Creative Arts (Art, Music, Drama)

- Music: Dance and create some art while listening to Vivaldi's Four Seasons. Give your child a big piece of paper and some paints or crayons and let them try to make art that reflects the music they are hearing. You can listen to it here: <https://www.youtube.com/watch?v=GRxofEmo3HA>

Week 31: WEDNESDAY

Home Language

- Reading Book (Listening and Speaking): Read one of the suggested reading books (or repeat the book from Monday). Talk about what animals do in the spring. Draw and write about it on worksheet page 54.
- Phonics: Make "ing" family words using salt tray, wooden letters, or playdough. Read them. Make rhymes.
- Writing: Kid Writing Journal page 37: draw and write about Spring.
- Reading: 20 min. of practicing reading with your choice of Reading Program.

Math

- Calendar: Daily Calendar routine including the number (odd/even), day, month, year, weather, season, temperature and time (o'clock, half past). Calendar Journal.
- Numbers and Counting: Count by ones to 80. Count by 5s to 50. Count by 2s to 10.
- Math Skills: Using the Lesedi Numbers 0-30 cards, take one set of cards from 0-30, mix them up, then ask your child to put them in order from smallest to biggest. Another fun activity is to take the cards and scatter them around the room asking your child to move to collect each card and put it in order.

Physical Education

- Pass a bean bag around a circle like a "hot potato" – count each time someone catches it... when you get to 10, that person is out or has to do a funny dance.

Creative Arts (Art, Music, Drama)

- Drama: Play a game of "Ribbon of Sound": Sit in a circle. One person starts a sound. The next person picks it up and it travels around the circle so it becomes a ribbon of sound.

Extras (Foreign Language)

- Teach your child about food words in Sepedi: <https://www.youtube.com/watch?v=P5Lo1KgVC40>

Week 31: THURSDAY

Home Language

- Reading Book (Listening and Speaking): Read one of the suggested reading books (or repeat the book from Monday). Talk about what people do in Spring. Draw and write about it on the worksheet on page 54.
- Phonics: Practice making rhymes with words that end in "ing." For example: The king has a ring. He loves his bling. Birds sing and bees sting. Introduce your child to the concept of "syllables" (beats in a word). This is a fun video to get you started: <https://www.youtube.com/watch?v=9S7DY2lgJIU>
- Writing: Kid Writing Journal page 57: draw and write about what you do when it rains.
- Reading: 20 min. of practicing reading with your choice of Reading Program.

Math

- Calendar: Daily Calendar routine including the number (odd/even), day, month, year, weather, season, temperature and time (o'clock, half past). Calendar Journal.
- Numbers and Counting: Count by ones to 80. Count by 5s to 50. Count by 2s to 10.
- Math Skills: Play Find My Watermelon game using the Numbers 0-30 cards: The parent or child chooses a certain amount of "seeds" then the child/parent has to find the matching watermelon card. For example, the adult can choose 10 "seeds" and the child finds the card for number 10 and places the "seeds" in the watermelon.

Physical Education

- Dance to the Hokey Pokey.

Life Skills (Personal and Social Wellbeing)

- Talk about activities you like to do in the Spring time and what things you see around you. Go on a walk, enjoy one of those activities, draw a picture, etc.

Week 31: FRIDAY

Home Language

- Reading Book (Listening and Speaking): Read one of the suggested reading books (or repeat the book from Monday).
- Phonics: Review all the sounds you've learned until now. Practice again with words with "ing."
Review the sight words: am, eat, at, do, did, that, there, this, they, on, ran, in, must, all, was, want, went, get, she, say, saw, ate, came, he, have, no, so well, will, with, please, pretty, are, be, but.
Explore more syllables using the Pop-it and Syllable Cards by Lesedi: First say the word and see if you can clap or pop one "bubble" per syllable. Then check the card and touch each dot to see if you are correct! You can practice with words from your story as well.
- Writing: Enjoy writing a fun poem about Spring together and read it. Maybe try to use some "ing" words too.
- Reading: 20 min. of practicing reading with your choice of Reading Program.

Math

- Calendar: Daily Calendar routine including the number (odd/even), day, month, year, weather, season, temperature and time (o'clock, half past). Calendar Journal.
- Numbers and Counting: Count by ones to 80. Count by 5s to 50. Count by 2s to 10.
- Math Skills: Play a game of Number Memory using the 0-30 Cards: Mix ALL the cards in random order. Place them all face down in a rectangle with columns and rows. Ask your child to turn over only 2 CARDS at a time. If they match, he/she can keep the 2 cards. If not, they can turn them over again and it is your turn. Play this until each matching set of numbers has been turned over. The winner is the person who has the most pairs of matching number cards.

Physical Education

- Dance and exercise while counting to 100 with this fun video: <https://www.youtube.com/watch?v=OTgLf3PM0c>

Life Skills (Beginning Knowledge)

- Talk about what Spring looks like. Draw a picture. Go on a walk. Gather some flowers from the field and press them between books. Enjoy exploring and being outside.

Extra (optional activity)

- Plant some flowers in your garden or in your home in pots. You can do it from seeds and encourage your child to learn by doing and observing the growth of seeds. What do plants need to grow? (sun, water, minerals, etc.)

LESEDI
Bring light to your child's learning